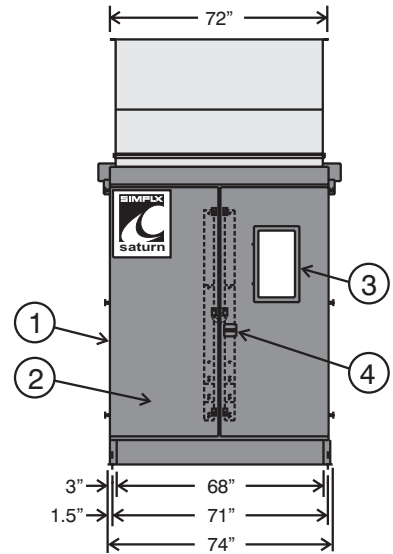


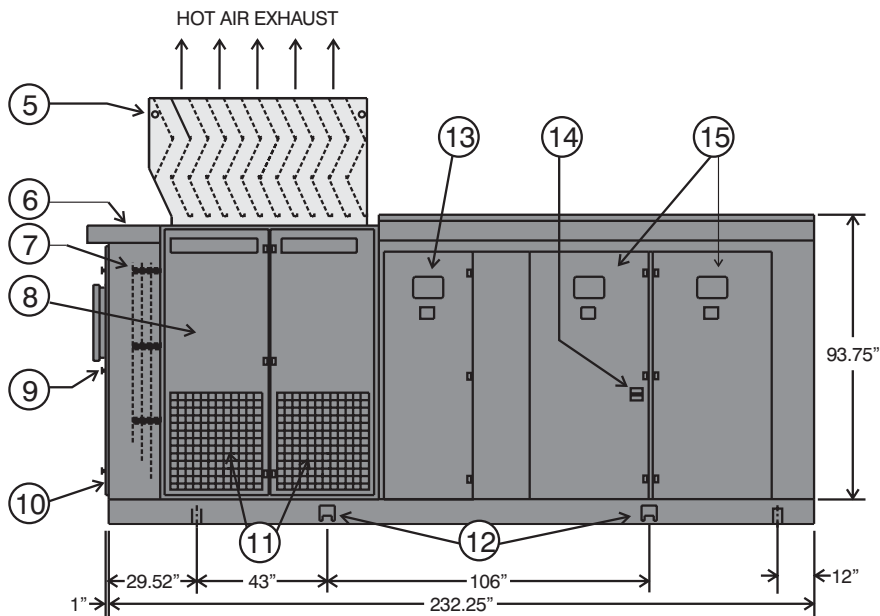
Saturn-HV Stationary Load Bank

Dimensions and Key Features

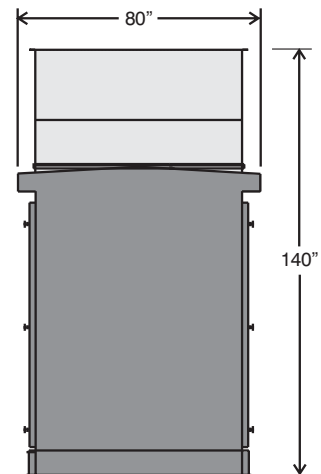
1. Stainless Steel Hinge
2. Control Compartment Hinged Door
3. Local Control Panel, Hinged Door
4. Anti-Condensation Disconnect Switch
5. Lifting Provision (for Top Hat Only)
6. Rain Shield
7. Distribution Bus Tin/Silver Plated Copper Bar
8. Hinged Doors Both Sides, Access to Load Elements
9. Lockable Latch
10. Nema-3R Control Section
11. Screen Air Intake Both Sides
12. Lifting Provisions
13. Circuit Breaker Access Door
14. Anti-Condensation Disconnect Switch
15. Transformer Access Doors



FRONT



RIGHT SIDE



BACK

SIMPLX®